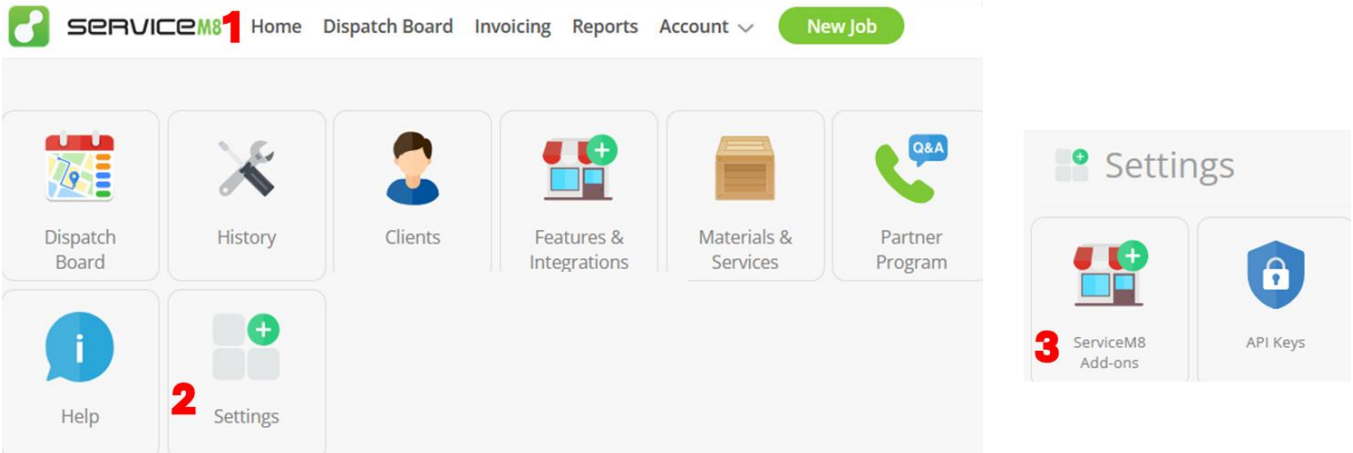




Get Safetyminder Add-on in ServiceM8


1. In ServiceM8 click on Home
2. Select Settings
3. Then Select ServiceM8 Add-ons



4. Find the Safetyminder API and select it.

Add-ons

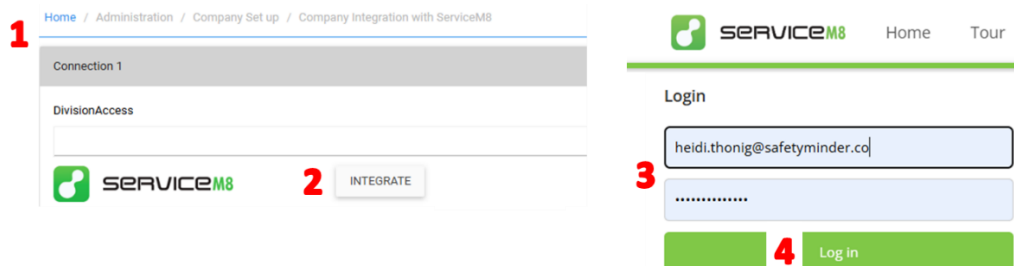
Add-ons are additional ServiceM8 modules which can be activated in your account to provide additional features. Some add-ons are free, some have a one-off charge and others incur a monthly usage fee.



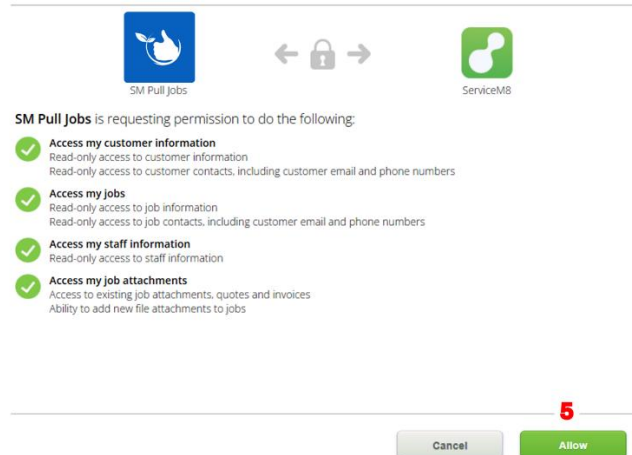
Setup the Safetyminder

Contact support@safetyminder.co and ask them to add the API to your database, once this is done:

1. Select Administration/Company Set up/Company Integration with ServiceM8
2. Click Integrate.
3. Enter your ServiceM8 username & password.
4. Click Log in.



You are about to activate the **SM Pull Jobs** Addon, created by third party developer **Safetyminder**. Your data will be accessed in accordance with Safetyminder's Privacy Policy.



SM Pull Jobs is requesting permission to do the following:

- ✓ **Access my customer information**
Read-only access to customer information
Read-only access to customer contacts, including customer email and phone numbers
- ✓ **Access my jobs**
Read-only access to job information
Read-only access to job contacts, including customer email and phone numbers
- ✓ **Access my staff information**
Read-only access to staff information
- ✓ **Access my job attachments**
Access to existing job attachments, quotes and invoices
Ability to add new file attachments to jobs

5

Cancel Allow

5. Click Allow on the permissions page

6. In Safetyminder it will now show Taken Saved.



Home / Administration / Company Set up / Company Integration with ServiceM8

Connection 1

DivisionAccess

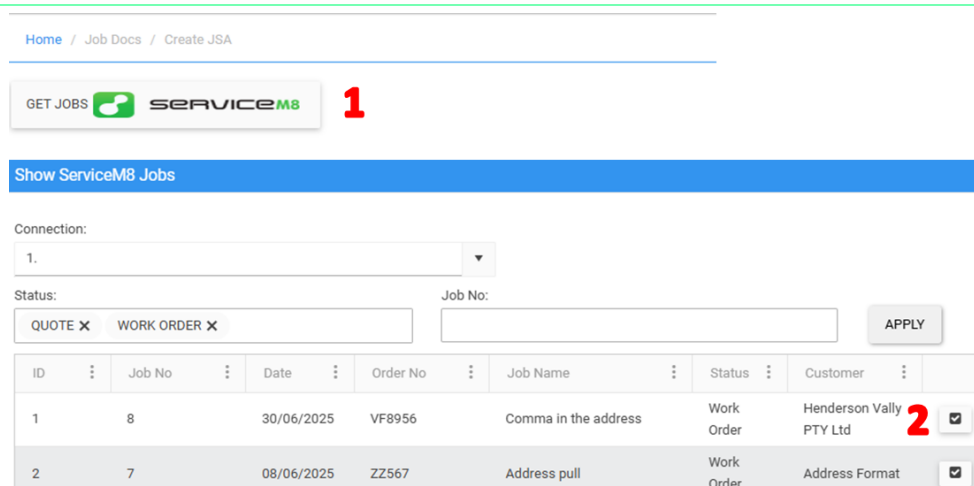
6

ServiceM8 INTEGRATE Token saved

Pull Job Information

From any of the Job Doc menus click +ADD ITEM.

1. Click GET JOBS SERVICEM.
2. From the list click on the ☒ to pull the job details you need into Safetyminder.



Home / Job Docs / Create JSA

GET JOBS ServiceM8 1

Show ServiceM8 Jobs

Connection: 1.

Status: QUOTE X WORK ORDER X Job No: APPLY

ID	Job No	Date	Order No	Job Name	Status	Customer	Pull
1	8	30/06/2025	VF8956	Comma in the address	Work Order	Henderson Vally PTY Ltd	2 <input checked="" type="checkbox"/>
2	7	08/06/2025	ZZ567	Address pull	Work Order	Address Format	<input checked="" type="checkbox"/>

