

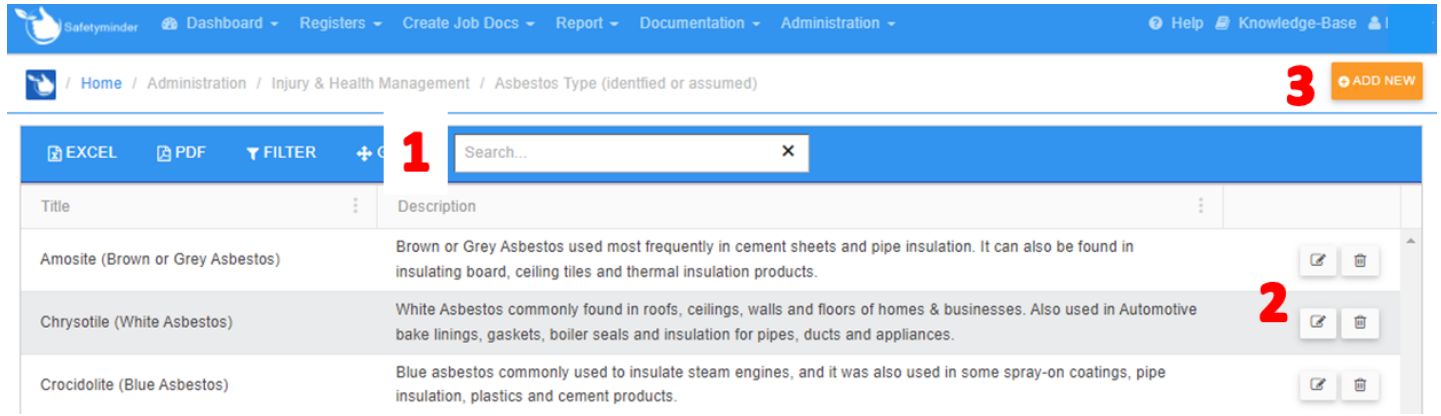




Here you will find the main types of Asbestos and where they can be commonly found.

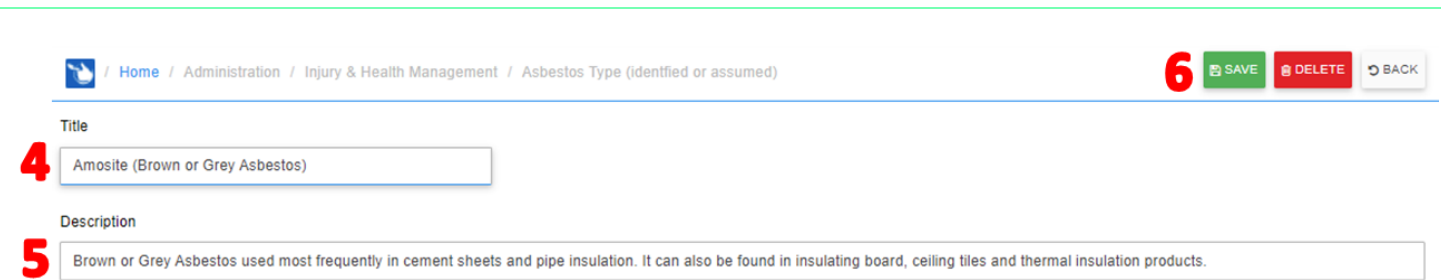
Navigate to **Administration / Injury & Health Management / Asbestos Type (identified or assumed)**:

1. Use the Search Box or Filters to find what you need.
2. Click  to edit or  to delete any items.
3. Click **+ADD NEW** to create a new item.



The screenshot shows the 'Asbestos Type (identified or assumed)' page. At the top, there is a navigation bar with 'Home / Administration / Injury & Health Management / Asbestos Type (identified or assumed)'. A search bar is highlighted with a red '1'. Below the search bar is a table with columns 'Title' and 'Description'. The table lists three types: Amosite (Brown or Grey Asbestos), Chrysotile (White Asbestos), and Crocidolite (Blue Asbestos). Each row has edit and delete icons, with a red '2' pointing to the edit icon for Chrysotile. An 'ADD NEW' button is highlighted with a red '3'.

4. Type in a Title
5. Type in a Description.
6. Click **SAVE**.



The screenshot shows the form for adding a new Asbestos Type. The 'Title' field is filled with 'Amosite (Brown or Grey Asbestos)' and is highlighted with a red '4'. The 'Description' field is filled with 'Brown or Grey Asbestos used most frequently in cement sheets and pipe insulation. It can also be found in insulating board, ceiling tiles and thermal insulation products.' and is highlighted with a red '5'. At the top right, there are buttons for 'SAVE' (highlighted with a red '6'), 'DELETE', and 'BACK'.

NOTES:

These are used in the following registers:

- Registers / Hazard Registers/ Asbestos Exposure Register
- Registers / Hazard Registers / Asbestos Register

